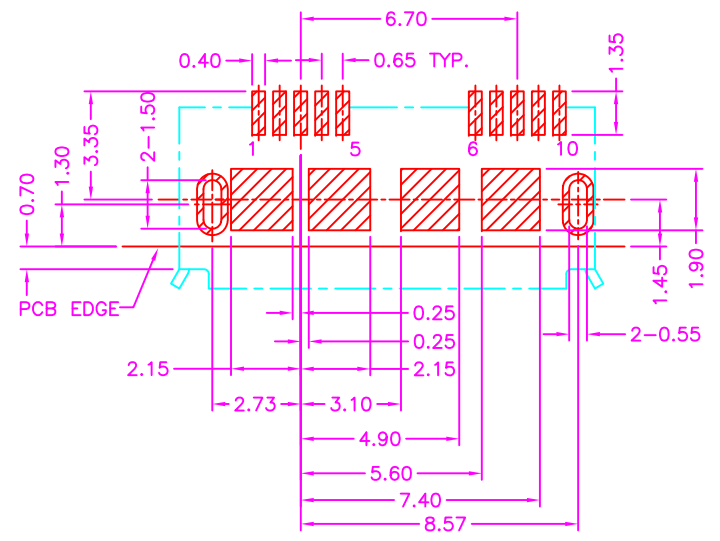
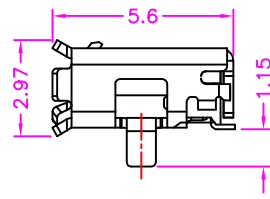
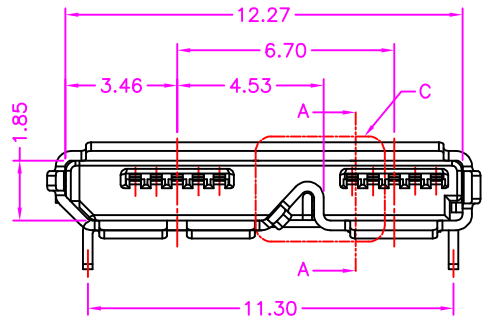


SECTION A-A



P.C.B LAYOUT
TOP VIEW ±0.05

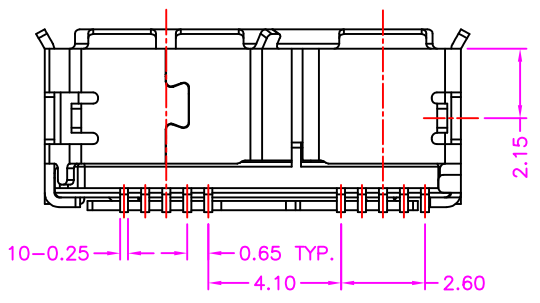


MATERIALS

HOUSING: HI-TEMP. PLASTIC (UL 94V-0), BLACK
 SHELL: SPCC, NICKEL PLATING
 TERMINAL: COPPER ALLOY, GOLD PLATED ON CONTACT AREA
 TIN PLATING NO SOLDER TAIL

SPECIFICATION

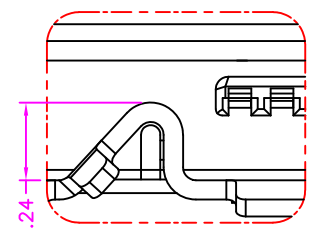
CURRENT RATING: 0.5 AMP MAX
 DIELECTRIC WITHSTANDING: 250V AC FOR ONE MINUTE
 CONTACT RESISTANCE: 30m OHMS MAX
 INSULATION RESISTANCE: 100M OHMS MIN AT DC 500V
 OPERATION TEMPERATURE: -40°C~+85°C



PART NUMBER:
BUSWA - 1 0 * T - 1 * 2

SERIES: BUSWA
 NO. OF POS.: 10
 CONTACT PLATED OPTION: *
 TIN PLATING ON SOLDER TAIL: T
 PACKAGE OPTION: 1
 2: TAPE REEL
 3: TUBE

1: GOLD FLASH
 3: 3u" GOLD
 5: 5u" GOLD
 6: 10u" GOLD
 7: 15u" GOLD
 9: 30u" GOLD



DETAIL C
SCALE 2:1

PIN NO.	Signal Name
1	VBUS
2	D-
3	D+
4	ID
5	GND
6	MicB_SSTX-
7	MicB_SSTX+
8	GND_DRAIN
9	MicB_SSRX-
10	MicB_SSRX+



TOLERANCES

X.±0.40	.XX±0.20
.X±0.30	.XXX±0.10

REV.	A	DRAWN BY	Zhong 2019/4/4	TITLE	MICRO USB 3.0 B TYPE, PCB MOUNT, SMT, METAL SHIELD, FEMALE				
		APPROVED BY	Lion 2019/4/4	DRAW NO.	BUSWA-002	UNIT	MM	Sheet	1/1