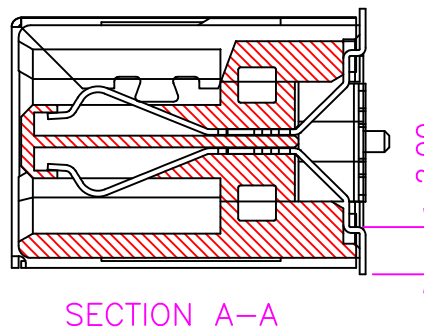


P.C.B. LAYOUT  
TOP VIEW ±0.05



SECTION A-A

MATERIALS

HOUSING: HI-TEMP. PLASTIC (UL 94V-0)  
 SHELL: COPPER ALLOY, NICKEL PLATING 30~50u"  
 TERMINAL: COPPER ALLOY, GOLD PLATED ON CONTACT AREA OVER NICKEL 30~50u", TIN PLATING 100u" MIN. ON SOLDER TAIL

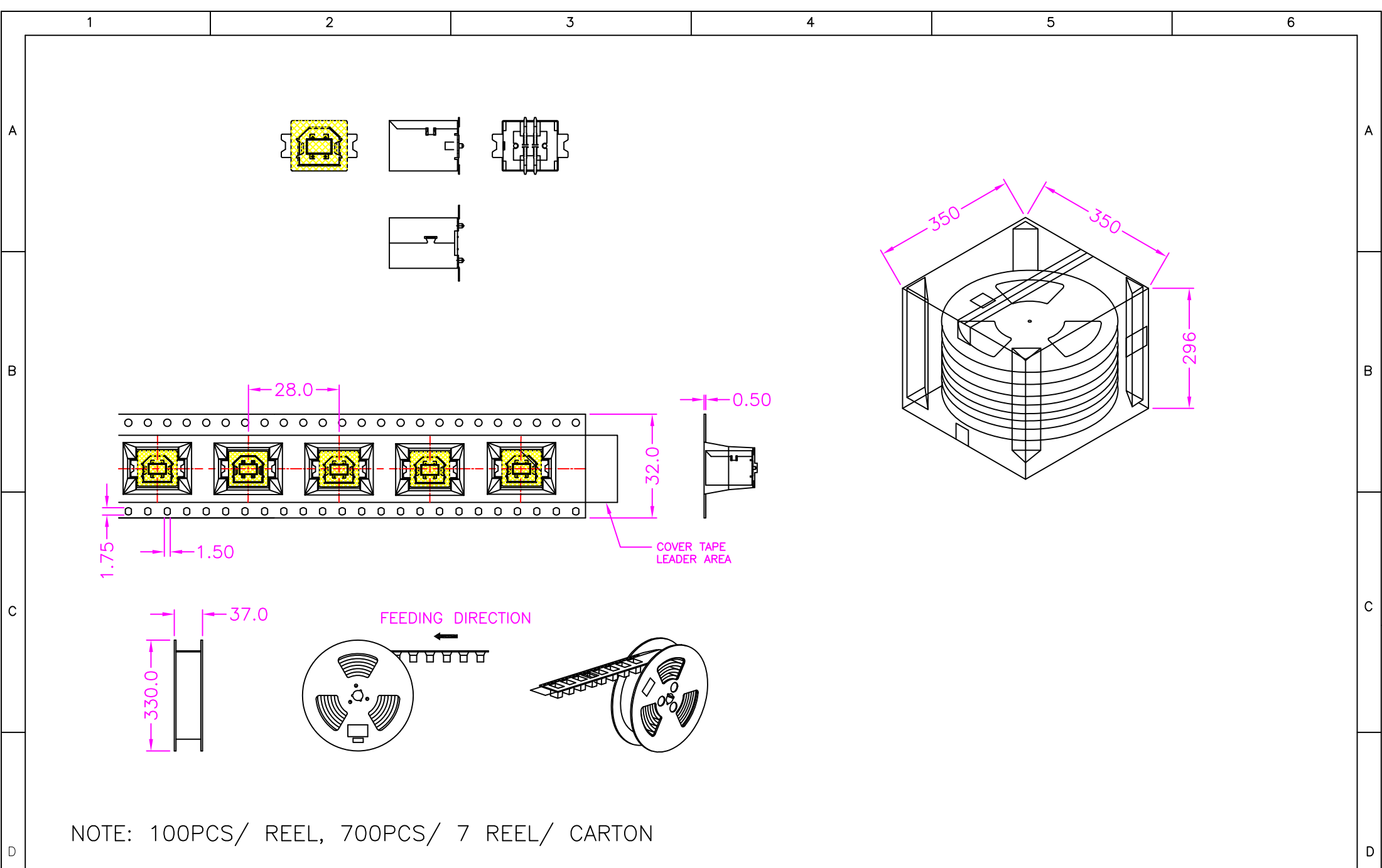
SPECIFICATION

CURRENT RATING: 1.5 AMP MAX  
 DIELECTRIC WITHSTANDING: 500V AC FOR ONE MINUTE  
 CONTACT RESISTANCE: 30m OHMS MAX  
 INSULATION RESISTANCE: 1000M OHMS MIN AT DC 500V  
 OPERATION TEMPERATURE: -40°C~+85°C

PART NUMBER:

BUSBG - 0 4 \* T - 1 \* 1 \*

SERIES  
 NO. OF POS.  
 CONTACT PLATED OPTION  
 HOUSING COLOR OPTION  
 BLANK: BLACK  
 W: WHITE  
 PACKAGE OPTION  
 1: TRAY  
 2: TAPE REEL (WITH MYAR)  
 TIN PLATING ON SOLDER TAIL



NOTE: 100PCS/ REEL, 700PCS/ 7 REEL/ CARTON



TOLERANCES  
X.±0.40 .XX±0.20  
.X±0.30 .XXX±0.10

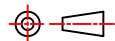
REV.

A

DRAWN BY Zhong 2020/12/14

TITLE

USB B TYPE, PCB MOUNT, VERTICAL SMT, METAL SHIELD, FEMALE



APPROVED BY Lion 2020/12/14

DRAW NO.

BUSBG-001

UNIT

MM

Sheet

2/2