A=(NUMBER OF POS.)x0.30+1.60
B=(NUMBER OF POS.)x0.30+1.03
C=(NUMBER OF POS.)x0.30+0.33
D=(NUMBER OF POS.)x0.30+0.30
E=(NUMBER OF POS.)x0.30−0.30
F=(NUMBER OF POS.)x0.30−0.90

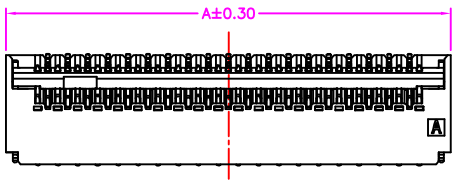

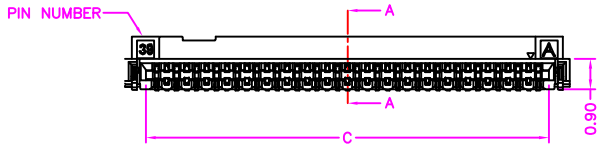

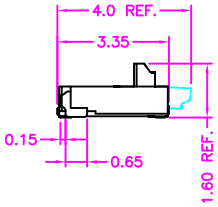

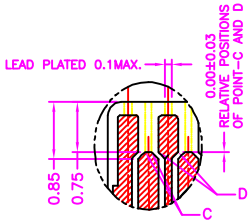

DETAIL B
SCALE 2:1

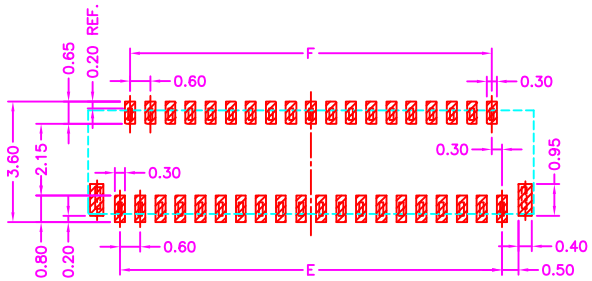

P.C.B LAYOUT
TOP VIEW ±0.05

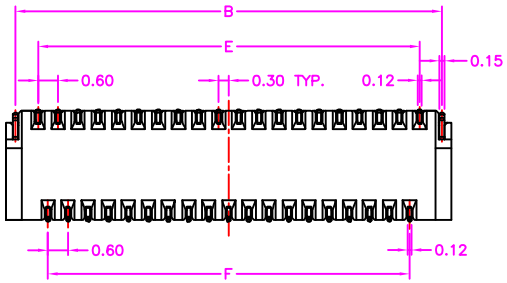

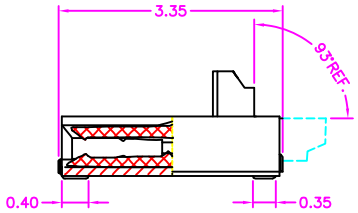

SECTION A–A
SCALE 2:1

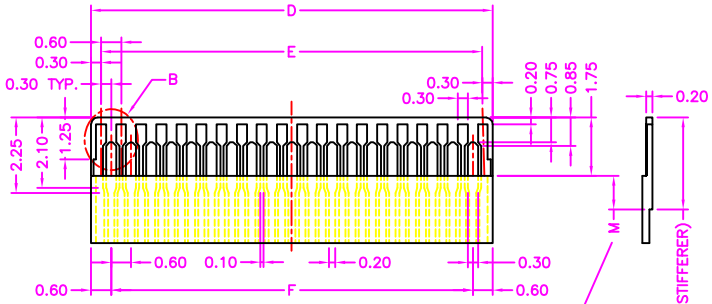

RECOMMENDED FPC

DIMENSION M MUST BE 0.5mm MINIMUM
WHEN THE STIFFENER THAN 2.75mm

MATERIALS

HOUSING: HI–TEMP. PLASTIC (UL 94V–0)
ACTUATOR: HI–TEMP. PLASTIC (UL 94V–0)
SOLDER PAD: COPPER ALLOY, TIN PLATING
TERMINAL: COPPER ALLOY, GOLD PLATED

SPECIFICATION

CURRENT RATING: 0.2 AMP MAX
DIELECTRIC WITHSTANDING: 250V AC FOR ONE MINUTE
CONTACT RESISTANCE: 80m OHMS MAX
INSULATION RESISTANCE: 50M OHMS MIN AT DC 250V
OPERATION TEMPERATURE: −40°C~+85°C

PART NUMBER:
AFPGF – 5 * * * – 1 2 5

SERIES — AFPGF
BACK FLIP — 5
NO. OF POS. (09 ~ 61 POS.) — * * *
TERMINAL PLATED OPTION — *
1: GOLD FLASH
3: 3u" GOLD
5: 5u" GOLD
6: 10u" GOLD
7: 15u" GOLD
9: 30u" GOLD
TAPE REEL PACKAGE — 2 5

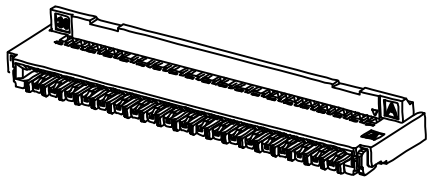

ZICONN ELECTRONIC CO., LTD. WWW.ZICONN.COM 886-3-4687695	TOLERANCES X.±0.40 .XX±0.20 .X±0.30 .XXX±0.10	REV.	A	DRAWED BY	Zhong 2022/11/21	TITLE	FPC 0.30mm PITCH, PCB MOUNT, SMT, BACK FLIP, ZIF, H=0.90mm, FEMALE		
				APPROVED BY	Lion 2022/11/21	DRAW NO.	AFPGF–005	UNIT MM	Sheet 1/1

C0316