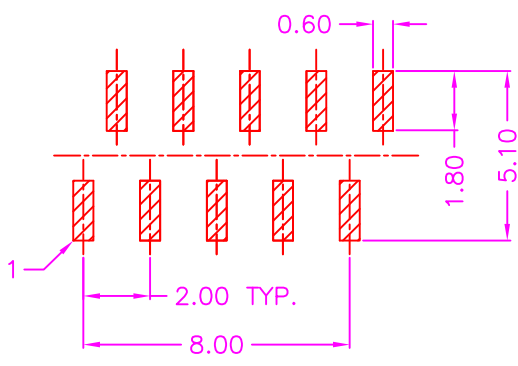
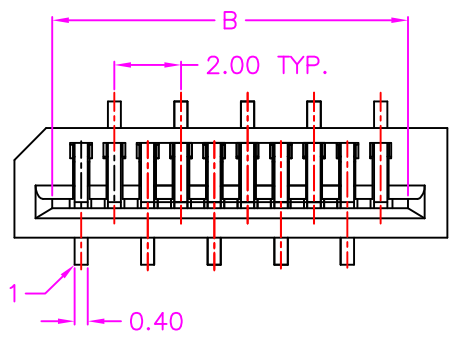
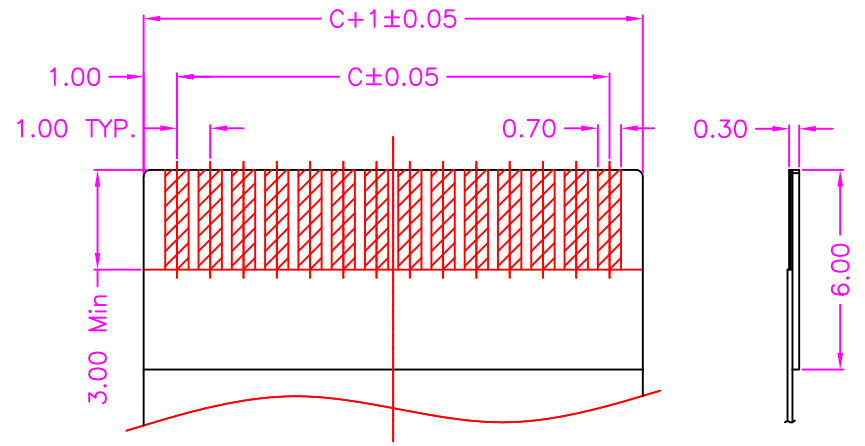


A=NUMBER OF POS.+3.25
 B=NUMBER OF POS.+1.00
 C=NUMBER OF POS.-1.00



P.C.B LAYOUT
 TOP VIEW ±0.05



APPLICABLE FPC
 RECOMMENDED DIMENSION

MATERIALS

HOUSING: HI-TEMP. PLASTIC (UL 94V-0), WHITE
 TERMINAL: COPPER ALLOY, TIN PLATING

SPECIFICATION

CURRENT RATING: 0.5 AMP MAX
 DIELECTRIC WITHSTANDING: 500V AC FOR ONE MINUTE
 CONTACT RESISTANCE: 30m OHMS MAX
 INSULATION RESISTANCE: 500M OHMS MIN AT DC 250V
 OPERATION TEMPERATURE: -55°C~+85°C

PART NUMBER:

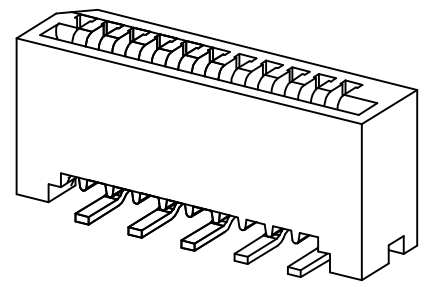
AFPCG - * * T - 1 * 1

SERIES

NO. OF POS.
 (04 ~ 30 POS.)

PACKAGE OPTION
 1: TRAY
 2: TAPE REEL
 3: TUBE

TIN PLATING ON TERMINAL



TOLERANCES	
X.±0.40	.XX±0.20
.X±0.30	.XXX±0.10

REV.	A	DRAWN BY	Zhong 2020/11/17	TITLE	FPC 1.00mm PITCH, PCB MOUNT, VERTICAL SMT, NON ZIF, FEMALE				
		APPROVED BY	Lion 2020/11/17	DRAW NO.	AFPCG-001	UNIT	MM	Sheet	1/1