

MATERIALS

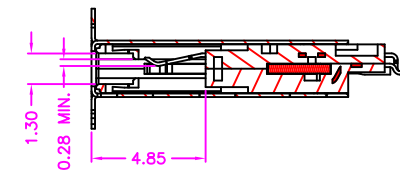
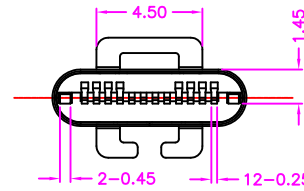
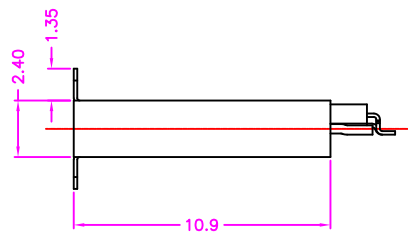
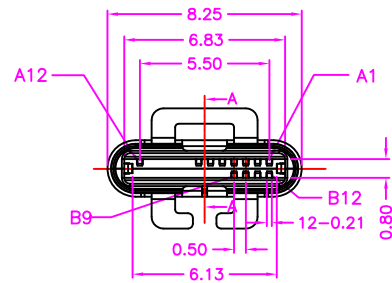
HOUSING: HI-TEMP. PLASTIC (UL 94V-0)
 SHELL: STEEL ALLOY, NICKEL PLATING
 TERMINAL: COPPER ALLOY, GOLD PLATED ON CONTACT AREA
 TIN PLATING ON SOLDER TAIL

SPECIFICATION

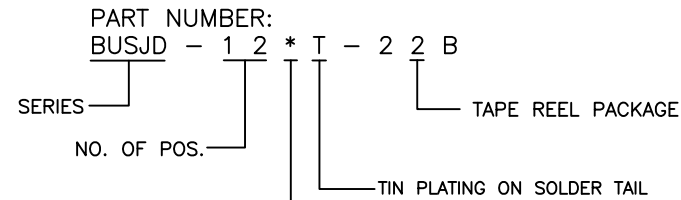
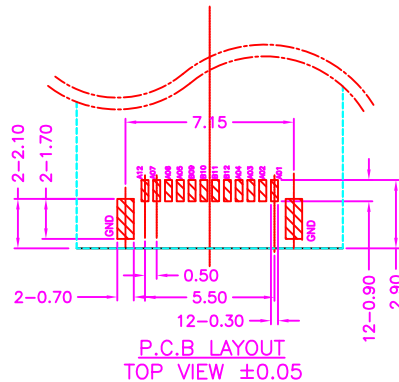
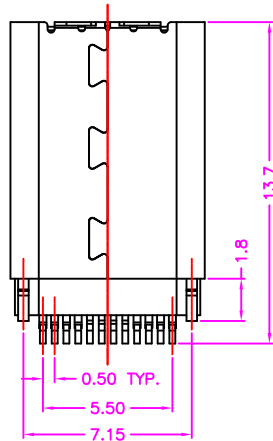
1.25A FOR A4, B9
 1.25A FOR A1, A12, B12
 0.25A FOR ALL THE OTHERS CONTACTS
 DIELECTRIC WITHSTANDING: 100V AC FOR ONE MINUTE
 CONTACT RESISTANCE: 40m OHMS MAX
 INSULATION RESISTANCE: 100M OHMS MIN AT DC 300V
 OPERATION TEMPERATURE: -40°C~+85°C

INFORMATION

COMPATIBLE EMI SPRING DRAWING NO:
 ZBUSJD-011



SECTION A-A



CONTACT PLATED OPTION

- 1: 1u" GOLD
- 3: 3u" GOLD
- 5: 5u" GOLD
- 6: 10u" GOLD
- 7: 15u" GOLD
- 9: 30u" GOLD

Pin Number		Pin Number	
PIN A1	GND	PIN B12	GND
PIN A2	TX1+	PIN B11	RX1+
PIN A3	TX1-	PIN B10	RX1-
PIN A4	VBUS	PIN B9	VBUS
PIN A5	CC	PIN B8	--
PIN A6	D+	PIN B7	--
PIN A7	D-	PIN B6	--
PIN A8	--	PIN B5	--
PIN A9	--	PIN B4	--
PIN A10	--	PIN B3	--
PIN A11	--	PIN B2	--
PIN A12	GND	PIN B1	--